

Showcards (Driver survey 2001)

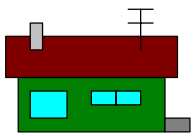
Card A

Employment


Self-employed	1
Full time salary or wage earner	2
Part-time salary or wage earner (less than 30 hrs/week).....	3
Full-time student	4
Part-time student.....	5
Retired	6
Full-time home-maker	7
Unemployed.....	8
Other beneficiary.....	9
Other (Specify).....	10

Card B

2 "trips"




Car



(drop off children)

Car



Card C

Main reason for stopping

Work	1
Your education.....	2
Dropped off / picked up children	3
Dropped off / picked up other passengers (other than children).....	4
Shopping.....	5
Personal business (e.g. hairdressers, medical)...	6
Recreational /social / sport or fitness activity	7
Changed transport type	8
Other (Specify).....	9

Vehicle

My own	1
Other vehicle owned by your family/household ...	2
Vehicle owned by another family/household	3
Company/business	4
Hire company's	5
Other (Specify)	6

Card **D**

Not at all likely	1
Unlikely	2
Neither likely nor unlikely	3
Likely	4
Certain/almost certain	5

Card E

Would you have ...

- Postponed the vehicle journey to another day 1
- Cancelled the journey—
work/study at home that day..... 2
- Cancelled the journey—
but not doing work/study at home 3
- Had someone else drop off passengers..... 4
- Other (Specify) 5

Card F

“Compressed” work week

- 4 longer days and a 3 day weekend

OR

- Fortnightly — 9 slightly longer days and one long weekend per fortnight

Card **G**

Not at all likely	1
Unlikely	2
Neither likely nor unlikely	3
Likely	4
Certain/almost certain	5

Card H
Attitudes

- Strongly disagree..... 1
- Disagree 2
- Neither agree nor disagree..... 3
- Agree 4
- Strongly agree 5

Card I
Attitudes

Strongly disagree.....	1
Disagree	2
Neither agree nor disagree.....	3
Agree	4
Strongly agree	5

I'd bike to work or study at least once a week, if:

- **I had a good bike**
- **and there were good cycle lanes off the road all along my route to work / study**
- **and there was a secure place to lock up my bike at work / study.**

Card J

Work-related driving

None at all	1
1—2 days that week.....	2
3+ days.....	3

Card **K**

Age group

15 to 19 years	1
20 to 29 years	2
30 to 39 years	3
40 to 49 years	4
50 to 59 years	5
60 years or more	6

Household

Person living alone	1
Married/defacto couple only	2
Married/defacto couple with children under 18 ...	3
Single adult with children under 18	4
Extended family with children under 18	5
Family with adults only	6
Adult living with other adults.....	7

Children

Under 5

Primary school (below Form 1 or 2)

Intermediate school (Form 1 or 2 / Year 7,8)

High school / college (Form 3 to 7 / Year 9 to 13)

University / Polytechnic

Working

Card L

Income

\$10,000 or under	1
\$10,001 to \$20,000	2
\$20,001 to \$30,000	3
\$30,001 to \$40,000	4
\$40,001 to \$50,000	5
\$50,001 to \$70,000	6
\$70,001 to \$100,000	7
\$100,001 or more	8

Card Z

Public transport frequency (examples)

Now	50% more often
2 per hour (= every 30 mins)	3 per hour (= every 20 mins)
4 per hour (= every 15 mins)	6 per hour (= every 10 mins)
every 9 mins	every 6 mins

Public transport fares now (examples)

Christchurch buses, peak times

\$1.00	Minimum fare--2 sections Merivale Mall to Cathedral Square Eastgate Mall to Cathedral Square
\$2.00	Most routes, end to end, in urban Christchurch Sumner to Cathedral Square New Brighton to Hornby The Orbiter